



FUND FACT SHEET

IDR ULTIMATE EQUITY FUND

PT AIA FINANCIAL licensed and supervised by the Financial Services Authority

30 June 2023

PT AIA FINANCIAL

Established in 15 July 1996, PT. AIA FINANCIAL (AIA) is one of the leading life insurance companies in Indonesia that licensed and supervised by the Indonesian Financial Services Authority. AIA Indonesia is a subsidiary of AIA Group Limited, the largest independent publicly listed pan-Asian life insurance group. With experienced personnel, AIA's Investment team has the proficiency to identify economic conditions and investment movements to generate competitive investment returns through a variety of financial instruments such as money market, bonds, shares and/or mutual funds.

INVESTMENT OBJECTIVE

The Portfolio shall be managed to provide competitive long-term total returns through a portfolio of equities which are listed in the Indonesia Stock Exchange (IDX). The Fund's target is to deliver alpha on top of designated Benchmark Index's return.

TARGET ALLOCATION

0% - 20% : Money Market Instruments
80% - 100% : Equities listed in IDX

FUND INFORMATION

Investment Strategy	: Equity	Fund Size (million)	: IDR 259,797.65
Launch Date	: 26 October 2018	Fund Management Fee	: 2.40% per annum
Launch Price	: IDR 1,000.00	Pricing Frequency	: Daily
Unit Price (NAV)	: IDR 1,040.16	Custodian Bank	: Citibank, N.A
Fund Currency	: IDR	Total Unit	: 249,766,806.2385
Risk Level	: High		
Managed By	: PT. Schroders Investment Management Indonesia (since at May 22 nd , 2023)		

FUND PERFORMANCE

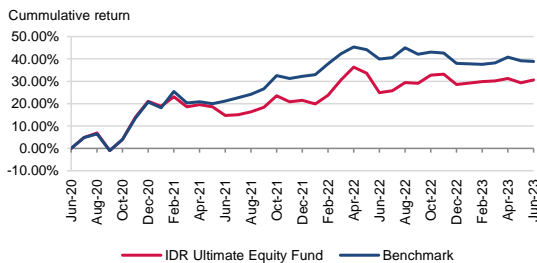
Fund	Fund Performance						
	1 Month	3 Months	YTD	1 Year	Annualised		
					3 Years	5 Years	Since Inception
IDR Ultimate Equity**	0.97%	0.32%	1.51%	4.49%	9.30%	N/A	0.85%
Benchmark*	-0.27%	0.46%	0.58%	-0.83%	11.55%	N/A	4.80%

*Current benchmark is effective from 22 May 2023

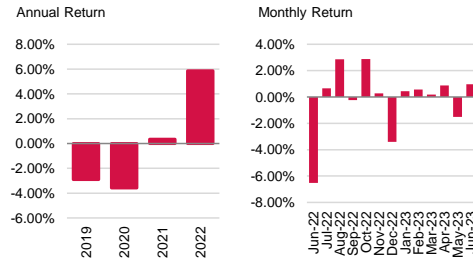
**Benchmark Performance calculation includes price change, reinvestment of dividends/coupons and deduction of expenses.

**Fund Performance (Net Asset Value) calculation is already included cost related to transaction, management fee and administrative fee

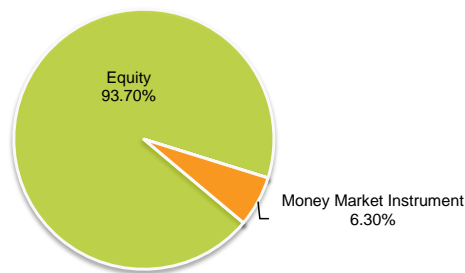
LAST 3 YEARS CUMULATIVE RETURN



ANNUAL & MONTHLY RETURN



ASSET ALLOCATION



SECTOR ALLOCATION

Communication Services	12.72%
Consumer Discretionary	5.97%
Consumer Staples	16.62%
Financials	40.61%
Health Care	7.76%
Industrials	1.80%
Materials	2.46%
Real Estate	4.96%
Utilities	0.79%
TD + Cash	6.30%

TOP HOLDINGS

Bank Central Asia - Non Affiliates	TD Bank Maybank Indonesia - Non Affiliates
Bank Rakyat Indonesia Persero - Non Affiliates	Mitra Keluarga Karyasehat - Non Affiliates
Bank Mandiri - Non Affiliates	MAP Aktif Adiperkasa - Non Affiliates
Telekom Indonesia - Non Affiliates	Indofood CBP Sukses Makmur - Non Affiliates
Mayora Indah - Non Affiliates	Ciputra Development - Non Affiliates
Kalbe Farma - Non Affiliates	Jasa Marga (Persero) - Non Affiliates
Mitra Adiperkasa - Non Affiliates	Summarecon Agung - Non Affiliates

FUND MANAGER COMMENTARY

In June 2023, IDR Ultimate Equity Fund booked performance of +0.97% mom, which is +1.25% higher than the benchmark performance. Portfolio position in Consumer Discretionary was the largest positive alpha attribution contributor, while position in Materials was the largest negative alpha attribution contributor. In general, local equity market experienced negative foreign outflow of IDR4.4tn. Going forward, the potential of sustainable and structural improvement in Indonesian economy with rising GDP/capita will become positive tailwind for long term Indonesian equity asset class for medium-long term horizon.

DISCLAIMER: IDR Ultimate Equity Fund is an investment-linked fund offered by PT. AIA FINANCIAL. This document is prepared by PT. AIA FINANCIAL and solely for informational use only. This document is not an offer for sale nor a solicitation of an offer to purchase. Investment in unit-link product contains risks including but not limited to political risk, risk on changes in government decree or other government regulations, interest rate risk, liquidity risk, credit risk, equity risk and exchange rate risk. The performances of the funds are not guaranteed; the unit price and the investment result may increase or decrease. Past performances do not constitute a guarantee for future performance.