



## FUND FACT SHEET

# USD ONSHORE EQUITY FUND

PT AIA FINANCIAL licensed and supervised by the Financial Services Authority

30 June 2023

### PT AIA FINANCIAL

Established in 15 July 1996, PT. AIA FINANCIAL (AIA) is one of the leading life insurance companies in Indonesia that licensed and supervised by the Indonesian Financial Services Authority. AIA Indonesia is a subsidiary of AIA Group Limited, the largest independent publicly listed pan-Asian life insurance group. With experienced personnel, AIA's Investment team has the proficiency to identify economic conditions and investment movements to generate competitive investment returns through a variety of financial instruments such as money market, bonds, shares and/or mutual funds.

### INVESTMENT OBJECTIVE

The Portfolio is an investment option that provides investor with optimal growth that aims to give superior long-term investment return with high risk tolerance.

### TARGET ALLOCATION

0% - 20% : Money Market Instruments  
80% - 100% : Equities listed in IDX

### FUND INFORMATION

Investment Strategy	: Equity	Fund Size (million)	: USD 4.37
Launch Date	: 21 April 2017	Fund Management Fee	: 2.10% per annum
Launch Price	: USD 1.00	Pricing Frequency	: Daily
Unit Price (NAV)	: USD 1.0513	Benchmark	: 98% MXID Index (In USD Term) + 2% Average 3-month USD Time Deposit (Net)
Fund Currency	: USD	Custodian Bank	: Citibank, N.A
Risk Level	: High	Total Unit	: 4,154,137.6104
Managed By	: PT. AIA FINANCIAL Indonesia		

### FUND PERFORMANCE

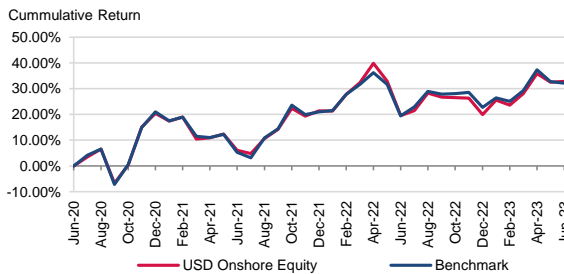
Fund	Fund Performance						
	1 Month	3 Months	YTD	1 Year	Annualised		
					3 Years	5 Years	Since Inception
USD Onshore Equity**	0.20%	3.68%	10.70%	11.03%	9.91%	3.27%	0.81%
Benchmark*	-0.46%	2.21%	7.64%	10.63%	9.73%	3.06%	1.34%

\*Current benchmark is effective since inception

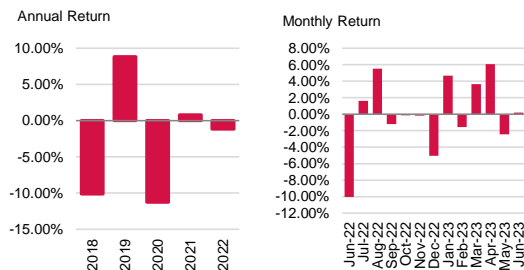
\*\*Benchmark Performance calculation includes price change, reinvestment of dividends/coupons and deduction of expenses.

\*\*Fund Performance (Net Asset Value) calculation is already included cost related to transaction, management fee and administrative fee

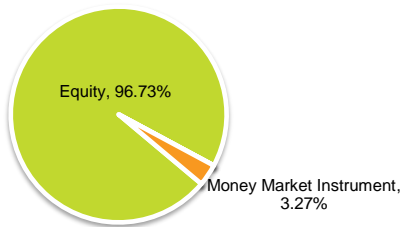
### LAST 3 YEARS CUMULATIVE RETURN



### ANNUAL & MONTHLY RETURN



### ASSET ALLOCATION



### SECTOR ALLOCATION

Sector	Percentage
Communication Services	10.33%
Consumer Discretionary	3.05%
Consumer Staples	9.58%
Energy	5.74%
Financials	54.69%
Health Care	1.99%
Industrials	4.81%
Materials	6.56%
TD + Cash	3.27%

### TOP HOLDINGS

Astra International - Non Affiliates	GOTO Gojek Tokopedia - Non Affiliates
Bank Central Asia - Non Affiliates	Medco Energi Internasional - Non Affiliates
Bank Mandiri - Non Affiliates	Merdeka Copper Gold - Non Affiliates
Bank Negara Indonesia - Non Affiliates	Sumber Alfaria Trijaya - Non Affiliates
Bank Rakyat Indonesia - Non Affiliates	Telekom Indonesia Persero - Non Affiliates

### FUND MANAGER COMMENTARY

In June 2023, USD Onshore Equity Fund booked performance of +0.20% mom, slightly above the MXID performance (in USD). By sector inside MXID, Communication Services was the largest positive contributor (+0.4% mom), while Consumer Discretionary was the largest negative contributor (-1.5% mom). In last month, global equity market generally posted positive performance with a rally in first half of the month, driven by expectation on US interest rate pause due to slowdown in US inflation, which followed by correction in the later half of the month due to Fed signaled that it wasn't done with the interest rate hike. Domestic market, in general, also posted positive movement with similar pattern although with IDR4.4t net foreign outflow. Going forward, the potential of sustainable and structural improvement in Indonesian economy with rising GDP/capita will become positive tailwind for long term Indonesian equity asset class for medium-long term horizon.

**DISCLAIMER:** USD Onshore Equity Fund is an investment-linked fund offered by PT. AIA FINANCIAL. This document is prepared by PT. AIA FINANCIAL and solely for informational use only. This document is not an offer for sale nor a solicitation of an offer to purchase. Investment in unit-link product contains risks including but not limited to political risk, risk on changes in government decree or other government regulations, interest rate risk, liquidity risk, credit risk, equity risk and exchange rate risk. The performances of the funds are not guaranteed; the unit price and the investment result may increase or decrease. Past performances do not constitute a guarantee for future performance.